

Divine COFFEE

more than just coffee...



DCS-4

The art of
espresso coffee





Speed combined with ease of use

A wide variety of hot drinks, ease of use and proven technology; whether you want large or small quantities of coffee, the DCS series of instant beverage machines offer the perfect solution for every location.

The DCS series from Divine Coffee generates a professional appearance thanks to the use of durable materials such as stainless steel. Various hot beverages and hot water can be delivered quickly at the push of a button!


DCS Series: for both cups and decanters

- Clear menu with LED display
- Use of durable materials
- Closable canister outlet
- Programming options for each drink
- Unique mixing system ensures perfect flow of ingredients
- Easy to clean thanks to the removable ventilation housing
- Easy to program
- Quick and user-friendly

DCS Series

The DCS series from Divine Coffee features speed and efficiency. Pressing a single button delivers a cup of coffee, cappuccino or hot chocolate (depending on your chosen model) in next to no time. A separate tap also provides hot water for tea or soup.

User-friendliness is the key feature of the DCS series. The DCS series are available in *Mysterious Grey* and *Stardust White*, so it fits perfectly into any interior colour scheme.



Transparent canisters

Clear and user-friendly. The DCS Turbo (XL) can even take extra-wide 5.3 litre canisters.

INSTANT



DCS-4

Would you like to expand the range of choice to eight hot drinks? With an additional tap for hot water? Then opt for the DCS-4.

This machine has 4 transparent canisters offering a wide range of drinks. One is for coffee, of course, the others allow you to serve cappuccino, café au lait, moccachino and hot chocolate.

The unique mixing systems ensure a perfectly reliable flow of the instant ingredients, thus eliminating any risk of build-ups. The machines in the DCS series signal when the drip-tray is full, and offer an adjustable energy saving mode to reduce your use of energy. The DCS models are available in *Mysterious Grey* and *Stardust White*. The DCS-4 is also available with an optional separate cold water unit for serving glasses of cold water.

- 8 drinks + hot water
- 3 or 4 canisters e.g. for coffee, topping and cocoa
- Optional: separate cold water unit
- Optional: coin mechanism

Coin mechanism

The DCS-4 is also available with a built-in coin mechanism.



Choice of beverages	DCS-1*	DCS-2*	DCS-4*
Coffee	●	●	●
Coffee crème	●	●	●
Espresso		●	●
Cappuccino		●	●
Hot chocolate	●	●	●
Café au lait		●	●
Espressochoc			
Moccachino			●
Double espresso			●
Hot water	●	●	●

The maximum ranges of beverages per machine are shown below. Please contact us for more information.

DCS	1:	1 drink + hot water 3
DCS	2:	drinks + hot water 8
DCS	4:	drinks + hot water 2-8

Technical details	DCS-1	DCS-2	DCS-3	DCS-4
Number of canisters	1	2	3	4
Canister capacity	1x3.4 L	2x1.5 L	1x3.2 + 2x1.3 L	4x1.3 L
Dimensions (wxdxh) mm	203x429x584		338x435x596	
Tap height for cups	106 mm		110 mm	
Throughput per hour 230V	ca. 240 cups (30 L)		ca. 240 cups (30 L)	
Throughput per hour 400V	N/A		N/A	
Brewing time (one serving)	ca. 11 sec. per cup		ca. 11 sec. per cup	
Brewing time (two servings)	N/A		N/A	
Rated power 230V~ 50/60Hz	2230W		2230W	
Rated power 400V~3N 50/60Hz	N/A		N/A	
Water supply	yes		yes	

** Canister capacity depends on the model of your choice: 2.4 litre and/or 5.3 litre.

Options

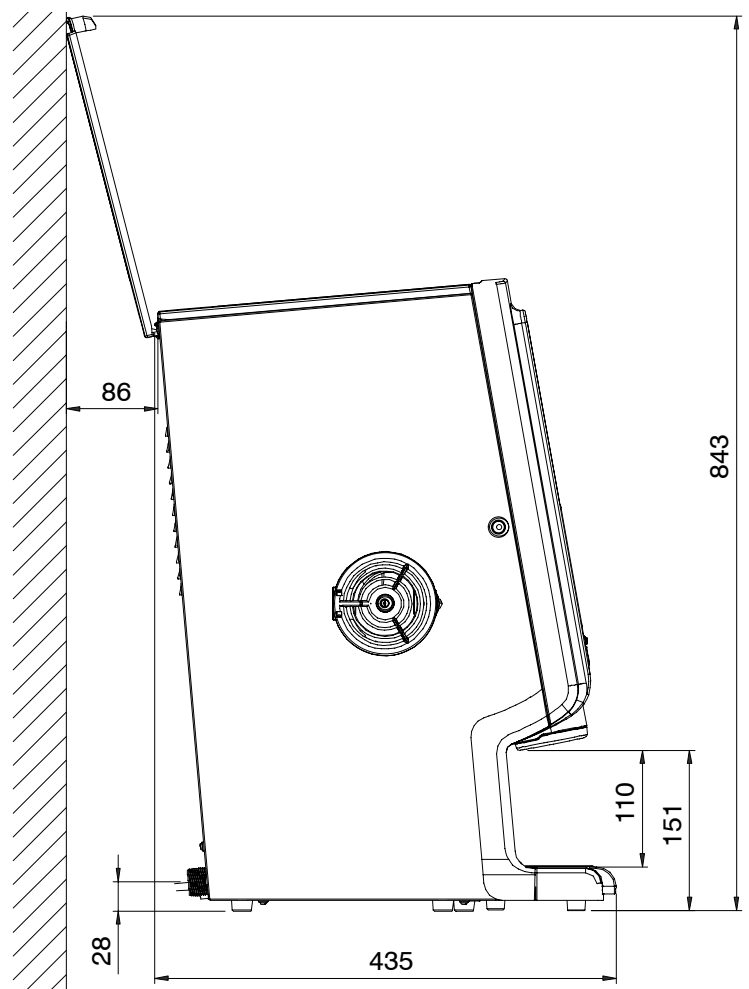
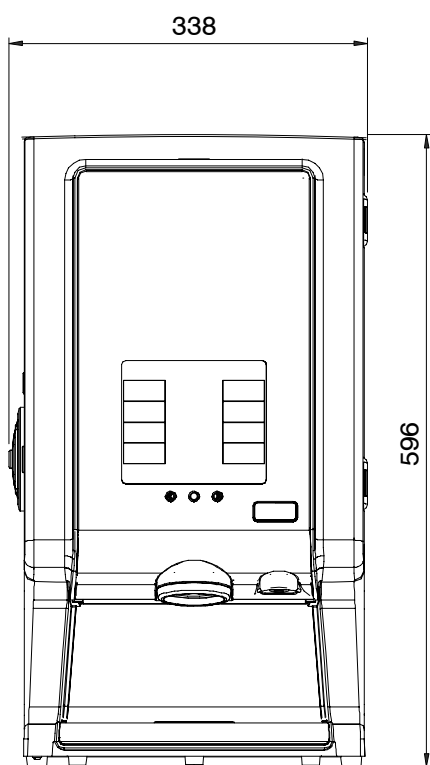
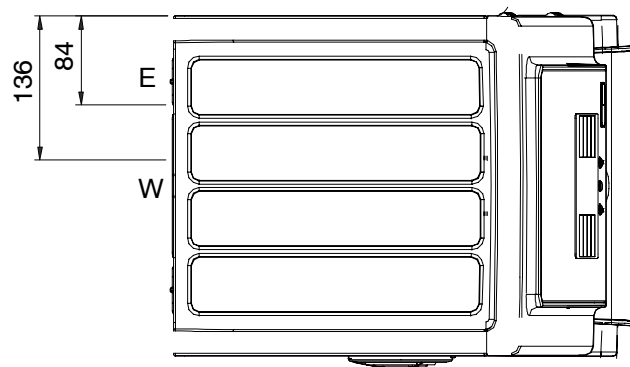
- Customised branding (available on request)
- Cabinet
- Coin mechanism for the DCS-4

We recommend

- H2o Direct I-Dscale for descaling
- Divine Rapid Spray for cleaning



INSTANT



03300 241870
www.divine-coffee.co.uk

Divine Coffee is a division of Divine Water



INSTANT COFFEE RANGE COMPARISON




MACHINE MODEL	DCS-2	DCS-4
RECOMMENDED OUTPUT	240 cups per hour	240 cups per hour
CONTAINER OPTIONS - EASY (SOLUBLE)	2 X Instant	4 X Instant
DRINKS SELECTION BUTTONS	3 + Hot Water	8 + Hot Water
TOTAL DRINK OPTIONS	6*	9
SOLUBLE MILK	Standard	Standard
SEPARATE HOT WATER FILLER	Standard	Standard
DELIVERY SPOUT RANGE	100mm	100mm
MAINS WATER FEED CONNECTION	Standard	Standard

Drinks Options

Choice of beverages		DCS-2*	DCS-4
Coffee		●	●
Coffee crème		●	●
Espresso		●	●
Cappuccino		●	●
Hot chocolate		●	●
Café au lait		●	●
Espressochoc			●
Moccachino			●
Double espresso			●
Hot water		●	●

* 6 drinks options available on this model, however these are dependant on the ingredients selected as there are only 2 canisters.





Divine COFFEE

more than just coffee...



Divine Coffee is a division of Divine Water

Rauter House, 1 Sybron Way, Millbrook Business Park,
Crowborough, East Sussex, TN6 3DZ

Tel: 03300 241870 Fax: 03300 241871

Email: sales@divinewater.co.uk

Website: www.divine-coffee.co.uk