

Divine COFFEE

more than just coffee...



DC-3 Touch

The art of espresso
coffee





Bean-to-cup

The DC-3 Touch is a fully automatic espresso machine. It prepares all coffee specialities such as coffee crème and café au lait, using freshly ground beans; this is also known as the "bean-to-cup" method. The DC-3 Touch is available in various models. They can be extended with various accessories to meet specific needs.

Fully automatic machine

Research* shows that 46% of all espresso machines sold worldwide in 2013 were of the fully automatic type. This shows that people chose a fully automatic machine over a traditional espresso machine because it consistently produces a superb cup of coffee, prepares the coffee quickly and has a small footprint. In addition, service and maintenance are easier and can be carried out from the front of the machine. To sum up: fully automatic machines give great results and are easy to use and operate!

Great performance

A perfect espresso must meet high standards, especially in the brewing process where high pressure is required to intensify the flavour. The DC-3 Touch is made of high-quality materials such as stainless steel to meet these demanding requirements.

Features

- Intuitive touchscreen control for easy operation.
- Double dispensing outlet for serving two cups simultaneously.
- Accepts all sorts of coffee beans (including decaf).
- Automatic rinsing system to optimise the in-cup quality.
- Day/cumulative counter data for exporting into a spreadsheet.
- Separate hot water tap for tea and soup.
- Unique hot water system to reduce scaling.
- Video, audio and image possibilities to advertise/communicate on the touchscreen display.

Optional extras

- Pay per cup system (coin mechanism).
- High canister to store 2.4 kg of coffee beans.
- Garbage shoot to allow more capacity for coffee grounds.
- Cabinet to accommodate a large waste bin and store necessities such as cups, sugar and creamer sticks.



Making a good espresso takes time.

*Benefit from the double outlet now,
serve two cups of espresso
in just 33 seconds!*

Pay per cup

We can supply accessories to connect the Esprecious to various coin mechanisms. Our payment systems meet the MDB protocol for vending machines.



Energy efficient

The DC-3 Touch has been developed to meet Divine Coffe's high standards for energy efficiency and contains many high-quality materials. The insulated water boiler for instance ensures that hot water stays warm longer without wasting energy.

The machine itself carries an A energy rating in accordance with the industry standard EVA-EMP3.0B (energy consumption protocol). In addition, the eco mode minimises the consumption of energy outside working hours.

DC-3 Touch as a marketing tool

The DC-3 Touch can show videos (with audio), slide shows and images on the touchscreen, promoting for instance your own (coffee) brand.

In short you can use the DC-3 Touch as a communication and marketing tool, turning the full-colour touchscreen into an advertising medium. Media files can be imported easily via a basic SD card. Contact Divine Coffee and find out more about the exact specifications.


Time	name	Trip	cup
20001349439 08-05-2014	7:56:12 Koffie creme	1	0
20001349439 08-05-2014	7:56:12 Koffie creme	1	0
20001349439 08-05-2014	7:56:12 Koffie creme	1	0
20001349439 08-05-2014	7:56:12 Koffie creme	1	0
20001349439 08-05-2014	7:56:12 Koffie creme	1	0
20001349439 08-05-2014	7:56:12 Koffie creme	1	0
20001349439 08-05-2014	7:56:12 Espresso	2	1
20001349439 08-05-2014	7:56:12 Espresso	1	0
20001349439 08-05-2014	7:56:12 Espresso	1	0
20001349439 08-05-2014	7:56:12 Espresso	1	0
20001349439 08-05-2014	7:56:12 Espresso	1	0

Measurement vs. knowledge

The DC-3 Touch records data for each day and cumulatively. These data include an analysis of how many beverages have been served, and which ones are the most popular. You can benefit by fine-tuning your service contract and ordering frequency of supplies to match the trends shown in the data.

Technology at its finest

The brewer on the DC-3 Touch is horizontal. This together with the choice of coffee beans contributes significantly to the taste of your coffee. The patented high-quality components of the brewer ensure that the coffee beans are ground to perfection. You can adjust the fineness of grinding for each coffee specifically to suit your requirements.





Technical details	DC-11	DC-3 Touch	DC - 21	DC - 22
Canister capacity				
Beans	1x1.4 kg	1x1.4 kg	2x0.7 kg	2x0.7 kg
Instant	1x3.2 L	2x1.3 L	1x3.2 L	2x1.3 L
No. of grinder(s)	1	1	2	2
Throughput per hour				
Espresso	120-150 cups (2x40 cc)			
Coffee crème	80-100 cups (2x125 cc)			
Instant	30 L (240 cups)			
Tap height coffee	60-130 mm (manually adjustable)			
Tap height hot water	135 mm			
Rated power	230V~ 50/60Hz 2250W			
Dimensions (wxdxh)	330x570x660 mm			
Water supply	yes			



Coffee flavours & hot water


The DC-3 Touch is not just an espresso machine. In addition to an espresso, double espresso and coffee crème you can also serve other coffee specialities in a variety of volumes up to two mugs of 150 cc. The separate hot water tap supplies hot water for tea and soup. The most common coffee specialities are pre-set in the Esprecious.

With topping

- Café au lait
- Cappuccino
- Latte macchiato
- Milk

With topping + chocolate

- Café au lait
- Cappuccino
- Latte macchiato
- Milk
- Espreschoc
- Espressochoch
- Hot chocolate
- Hot chocolate deluxe
- Moccachino



Model 11, 21, 22 or DC-3 Touch

Depending on the model of your choice, the bean canister can be single or divided, and the machine can have one or two canisters for the instant ingredients such as toppings and/or chocolate powder.

The differences in a nutshell

• DC - 21 and 22

The divided bean canister means your machine can hold two sorts of coffee beans, to serve even more coffee specialities. You can add for instance decaf, espresso or regular beans. These models have two grinders.

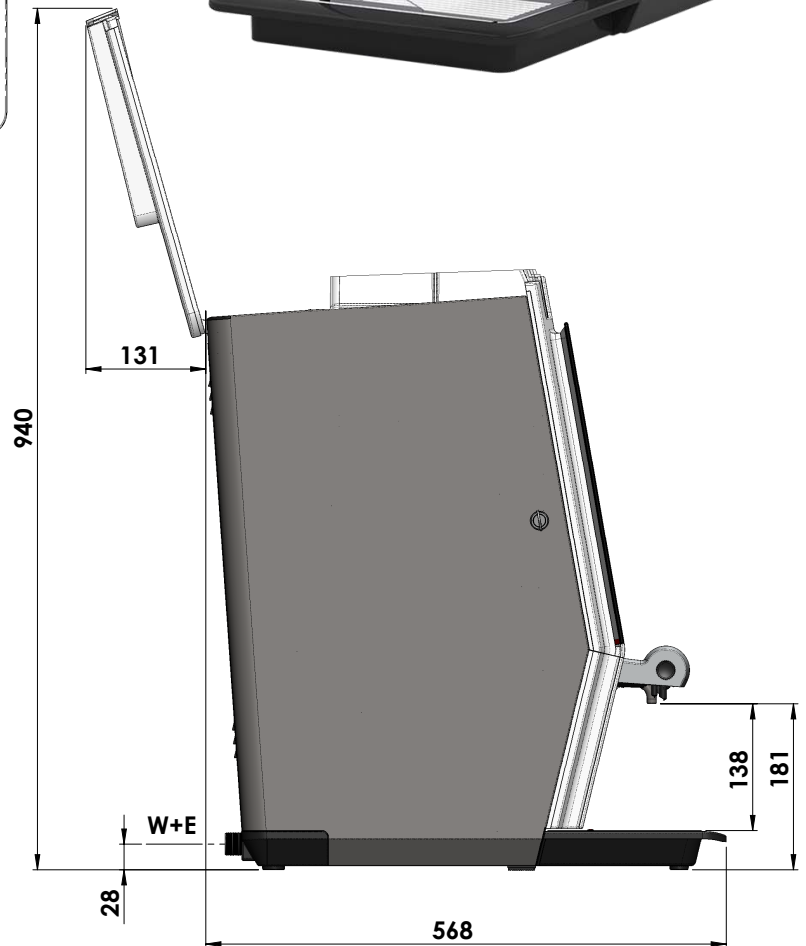
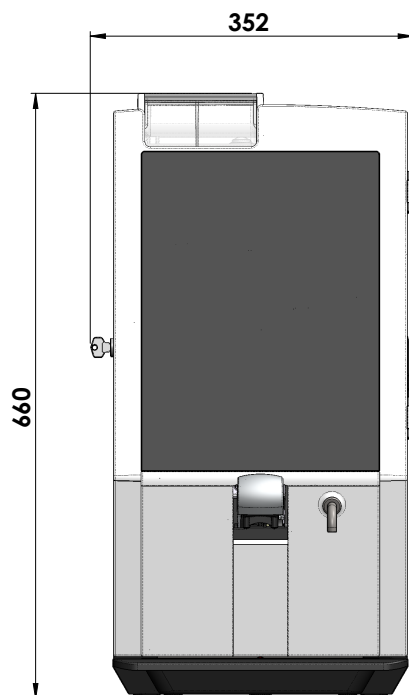
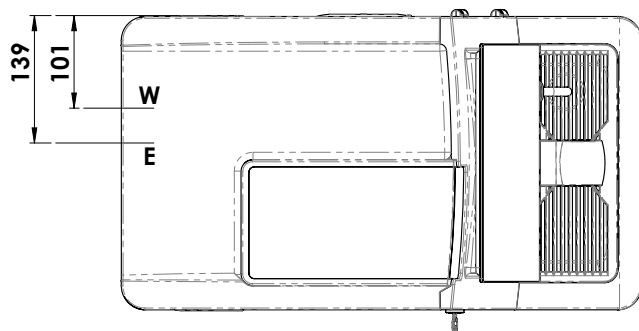
• DC - 12 and 22

These models have two canisters for instant ingredients to serve more (coffee) flavours. The most common ingredients are toppings and chocolate for coffee specialities such as cappuccino, latte and hot chocolate.

To keep your machine functioning optimally, we advise:

- H2o Direct IEN Filter System
- Divine Coffee espresso cleaning tablets for cleaning the brewer.
- H2o Direct ID-Scale for descaling the hot water system.
- Divine Coffee Rapid Spray Cleaner for cleaning.

ESPRESSO



03300 241870

www.divine-coffee.co.uk

Divine Coffee is a division of Divine Water




BEAN-TO-CUP COMPARISON

				
MACHINE MODEL	DC-1 Touch	DC-2 Touch	DC-3 Touch	DC-4 Touch
RECOMMENDED DAILY OUTPUT	50-60	50-100	150-200	200-250
CONTAINER OPTIONS - EASY (SOLUBLE)	1 X Bean 2 X Instant	2X Bean 2 X Instant	1 X Bean 2 X Instant	1 X Bean 2 X Instant
DRINK SIZE RANGE	8oz	8oz - 12oz	8oz - 16oz	8oz - 16oz
VIDEO SCREEN	Not Available	Not Available	Standard	Standard
DRINKS PER SCREEN	6	6	8	4/6/8/10
TOTAL DRINK OPTIONS	30	30	30	30
SOLUBLE MILK	Standard	Standard	Standard	Standard
INTERFACE CONNECTION	USB	USB	SD Card	USB
PROXIMITY SENSOR	Not Available	Standard	Not Available	Standard
LOUDSPEAKER	Not Available	Not Available	Not Available	Standard
SEPARATE HOT WATER FILLER	Standard	Standard	Standard	Standard
HOPPER LOCK	Standard	Optional	Standard	Optional
COFFEE GROUNDS BIN CAPACITY	30 coffees	30 coffees	60 coffees	60 coffees
DIRECT COFFEE GROUND DISCHARGE	Not Available	Not Available	Optional	Optional
DRIP TRAY TO DRAINAGE	Not Available	Not Available	Not Available	Optional
COFFEE GROUND MATERIAL	Stainless Steel	Stainless Steel	Ceramic	Stainless Steel
INTERNAL WATER TANK CAPACITY	Not Available	4 Litres	Not Available	Not Available
MAINS WATER FEED CONNECTION	Standard	Optional	Standard	Standard
BOILER CAPACITY	600 ml	600 ml	1.0 l	1.0 l

Drinks Options

All of Divine Coffee's Bean-To-Cup coffee machine have up to 30 choices of drinks to select from. Each has canisters for soluble milk & chocolate offering drinks such as Coffee Crema, Cafe au lait, Cappuccino Espresso, Espreschoc, Americano, Latte, Moccachino, Hot Chocolate, Creamy Choc and more. All also have a separate hot water spout for Tea, Soup or other instant drinks





Divine COFFEE

more than just coffee...



Divine Coffee is a division of Divine Water

Rauter House, 1 Sybron Way, Millbrook Business Park,
Crowborough, East Sussex, TN6 3DZ

Tel: 03300 241870 Fax: 03300 241871

Email: sales@divinewater.co.uk

Website: www.divine-coffee.co.uk